

Have Questions?

OneClickdigital is proud to offer free support for patrons.

Contact the OneClickdigital support team directly at

1-877-77AUDIO


or email them at

support@oneclickdigital.com

Customer support is available
from 8:30 a.m. to 5:00 p.m. EST,
Monday through Friday.



OneClick
digital



www.norfolkpubliclibrary.org



OneClick
digital

**eAudiobooks
Setup Guide**

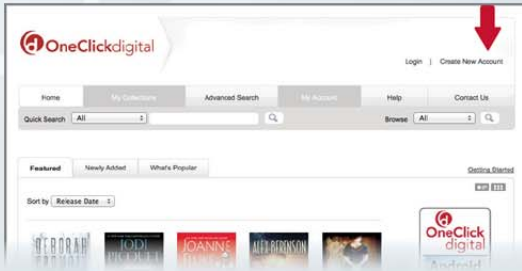
Welcome!

OneClickdigital offers an easy way to access a terrific collection of downloadable audiobooks, free from your library. Follow these instructions to use the service with your computer or portable device.

Visit www.norfolkpubliclibrary.org/books, and click on **eAudiobooks**.

Getting Started:

- 1 First-time users need to set up a OneClickdigital account. From the library's OneClickdigital site, select **CREATE NEW ACCOUNT** at the top-right.



- 2 Fill out the appropriate information. Your username and password will be used to sign in to the service. Note: we recommend most users choose the OneClickdigital Media Manager to download and transfer selections.

Create an Account

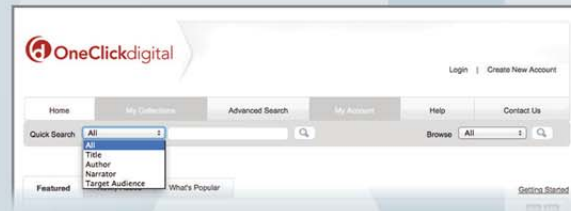
OneClickdigital Media Manager is a free software allowing patrons to listen and transfer audiobooks to their portable devices. Along with the Media Manager, patrons have the option to download the audiobooks as zipped files. Protected files may not play if your computer or laptop does not have the latest DRM components installed. Please refer to the FAQs on how to verify if your computer or laptop has the latest DRM components installed.

| | |
|--|--|
| Library Information | Personal Information |
| Operating System: <input type="text" value="Please Select"/> | First Name <input type="text"/> |
| | Last Name <input type="text"/> |
| | Zip/Postal Code <input type="text"/> |
| | Email Address <input type="text"/> |
| | Confirm Email Address <input type="text"/> |

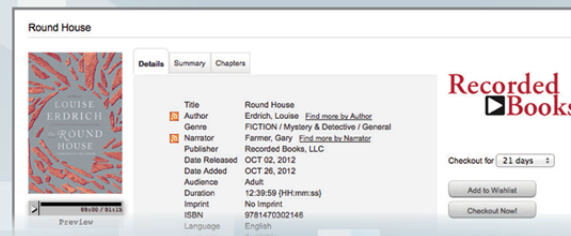
- 3 If applicable, choose which version of the OneClickdigital Media Manager to download based on your operating system.



- 4 To find a specific title or author, use the **QUICK SEARCH, BROWSE, OR ADVANCED SEARCH** options. You can also browse titles using the **FEATURED, NEWLY ADDED, AND WHAT'S POPULAR** tabs.



- 5 Once you've made your selection, click on the image to view the title detail page, then click the **CHECKOUT NOW!** button at the right. After a few seconds, click **OPEN** when prompted.*



*Mac users may not receive a prompt. In this case, simply open the OneClickdigital Media Manager manually.

- 6 The OneClickdigital Media Manager will launch. After signing in, click **PLAY** to listen to your audiobook, or click **DOWNLOAD AND TRANSFER** to send the title to your portable device.



(You must have iTunes® installed to transfer to an iPod® and the preferences in iTunes must be set to "Manually Manage Music.")

You can now listen to your audiobook through the OneClickdigital Media Manager or on your portable listening device.

Happy listening!

Apps are also available for the iPhone®, Android™ and Kindle Fire™.